



# SOT188-2

plastic leaded chip carrier; 68 leads

8 February 2016

Package information

## 1. Package summary

<b>Terminal position code</b>	Q (quad)
<b>Package type descriptive code</b>	PLCC68
<b>Package type industry code</b>	PLCC68
<b>Package style descriptive code</b>	PLCC (plastic leaded chip carrier)
<b>Package style suffix code</b>	NA (not applicable)
<b>Package body material type</b>	P (plastic)
<b>IEC package outline code</b>	112E10
<b>JEDEC package outline code</b>	MS-018
<b>JEITA package outline code</b>	EDR-7319
<b>Mounting method type</b>	S (surface mount)
<b>Issue date</b>	14-11-2001

Table 1. Package summary

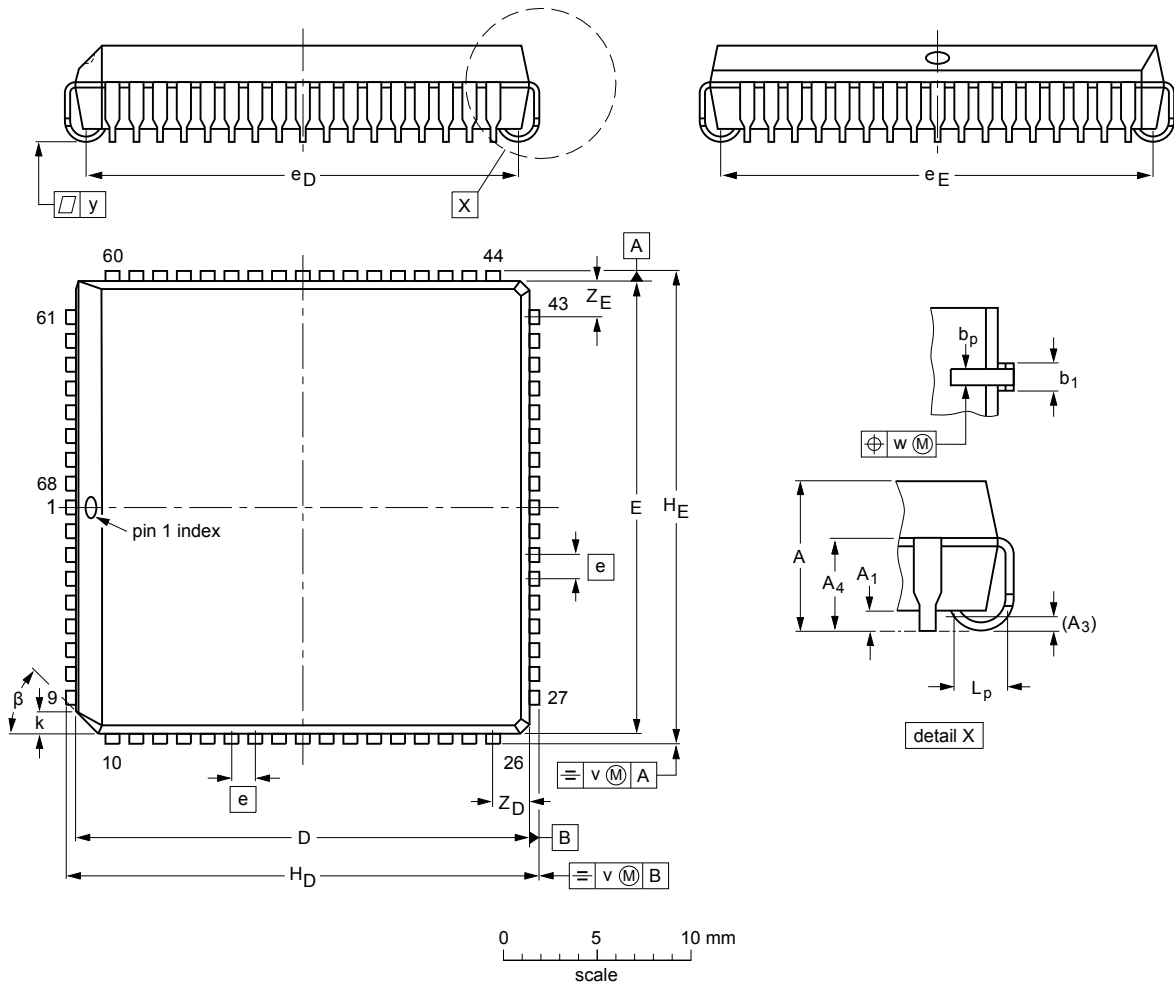
Symbol	Parameter	Min	Typ	Nom	Max	Unit
D	package length	24.13	-	24.18	24.33	mm
E	package width	24.13	-	24.18	24.33	mm
A	seated height	4.19	-	4.57	4.57	mm
A <sub>2</sub>	package height	[tbd]	-	3.81	[tbd]	mm
n <sub>2</sub>	actual quantity of termination	-	-	68	-	



## 2. Package outline

PLCC68: plastic leaded chip carrier; 68 leads

SOT188-2



**DIMENSIONS** (mm dimensions are derived from the original inch dimensions)

UNIT	A	A <sub>1</sub> min.	A <sub>3</sub>	A <sub>4</sub> max.	b <sub>p</sub>	b <sub>1</sub>	D <sup>(1)</sup>	E <sup>(1)</sup>	e	e <sub>D</sub>	e <sub>E</sub>	H <sub>D</sub>	H <sub>E</sub>	k	L <sub>p</sub>	v	w	y	Z <sub>D</sub> <sup>(1)</sup> max.	Z <sub>E</sub> <sup>(1)</sup> max.	β
mm	4.57 4.19	0.51	0.25	3.3	0.53 0.33	0.81 0.66	24.33 24.13	24.33 24.13	1.27	23.62 22.61	23.62 22.61	25.27 25.02	25.27 25.02	1.22 1.07	1.44 1.02	0.18	0.18	0.1	2.16	2.16	45°
inches	0.180 0.165	0.02	0.01	0.13	0.021 0.013	0.032 0.026	0.958 0.950	0.958 0.950	0.05	0.93 0.89	0.93 0.89	0.995 0.985	0.995 0.985	0.048 0.042	0.057 0.040	0.007	0.007	0.004	0.085	0.085	

**Note**

1. Plastic or metal protrusions of 0.25 mm (0.01 inch) maximum per side are not included.

OUTLINE VERSION	REFERENCES				EUROPEAN PROJECTION	ISSUE DATE
	IEC	JEDEC	JEITA			
SOT188-2	112E10	MS-018	EDR-7319			99-12-27 01-11-14

Fig. 1. Package outline PLCC68 (SOT188-2)

### 3. Soldering

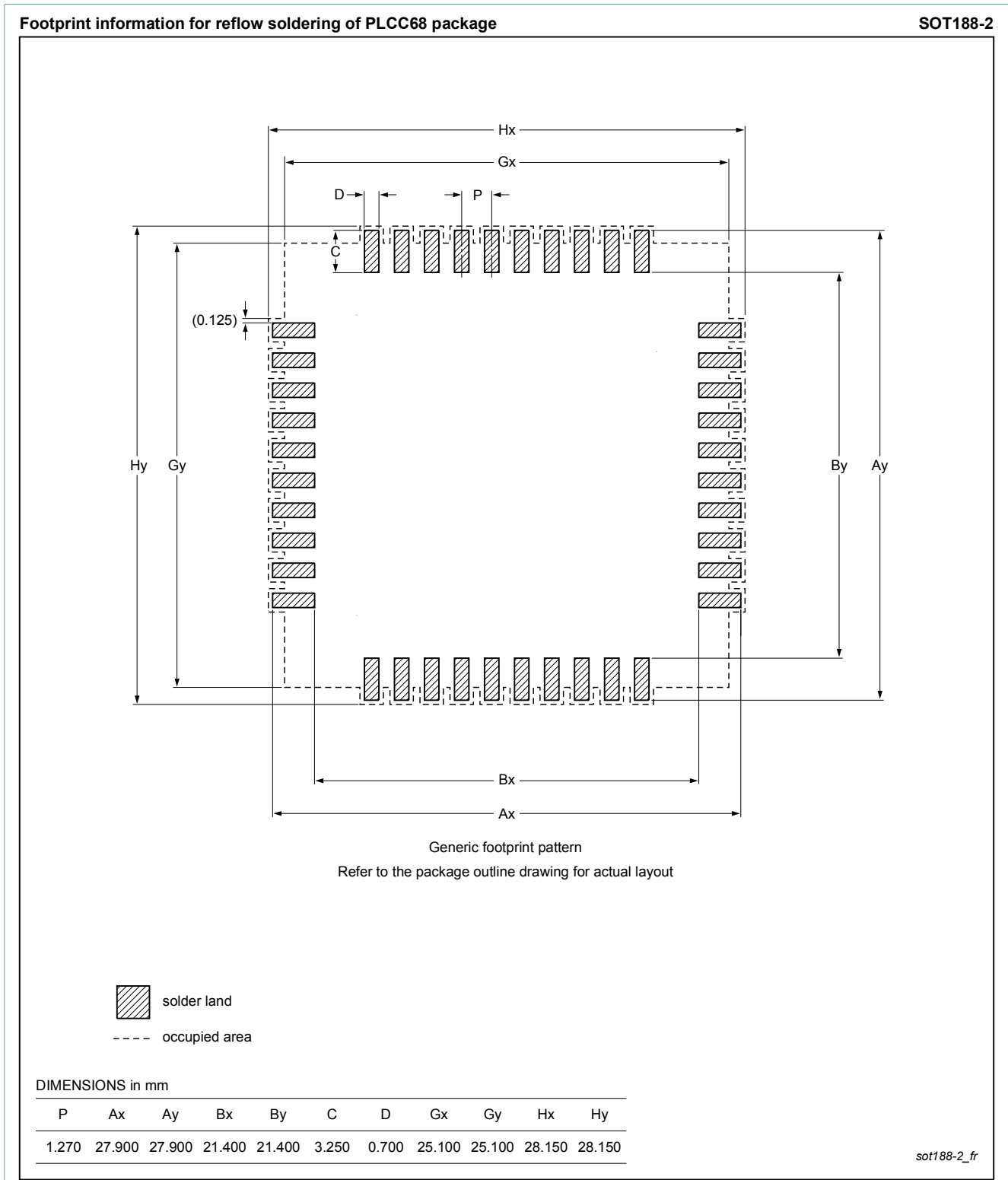


Fig. 2. Reflow soldering footprint for PLCC68 (SOT188-2)

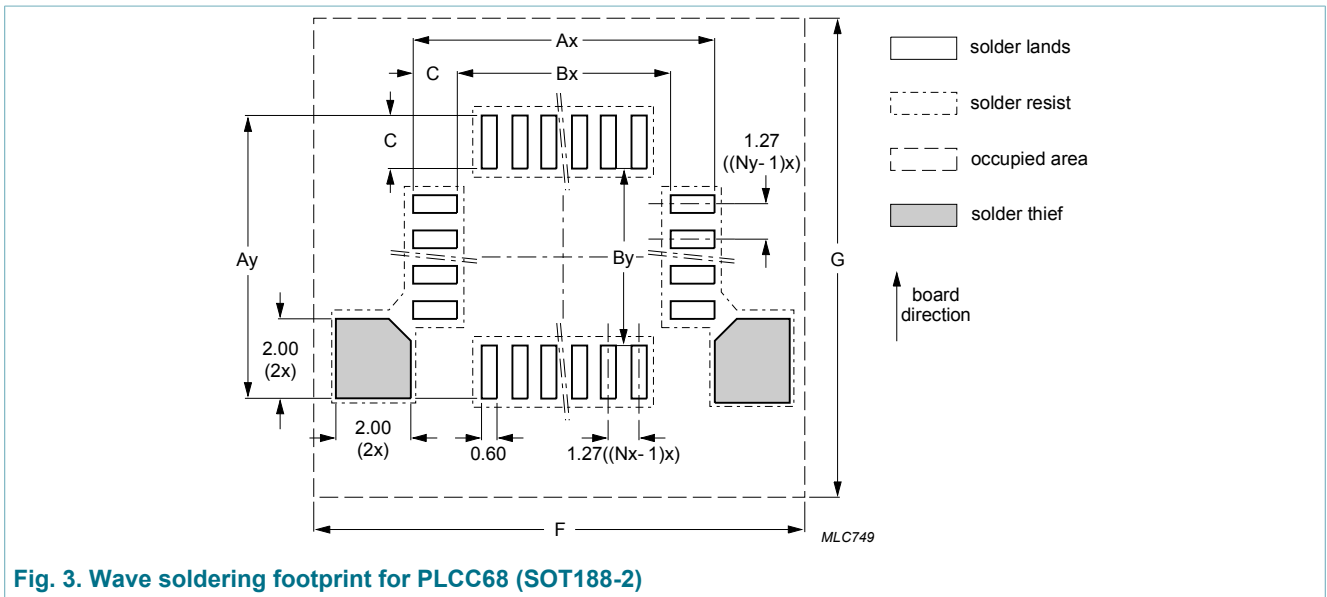


Fig. 3. Wave soldering footprint for PLCC68 (SOT188-2)

## 4. Legal information

---

### Disclaimers

**Limited warranty and liability** — Information in this document is believed to be accurate and reliable. However, NXP Semiconductors does not give any representations or warranties, expressed or implied, as to the accuracy or completeness of such information and shall have no liability for the consequences of use of such information. NXP Semiconductors takes no responsibility for the content in this document if provided by an information source outside of NXP Semiconductors.

In no event shall NXP Semiconductors be liable for any indirect, incidental, punitive, special or consequential damages (including - without limitation - lost profits, lost savings, business interruption, costs related to the removal or replacement of any products or rework charges) whether or not such damages are based on tort (including negligence), warranty, breach of contract or any other legal theory.

Notwithstanding any damages that customer might incur for any reason whatsoever, NXP Semiconductors' aggregate and cumulative liability towards customer for the products described herein shall be limited in accordance with the *Terms and conditions of commercial sale* of NXP Semiconductors.

**Right to make changes** — NXP Semiconductors reserves the right to make changes to information published in this document, including without limitation specifications and product descriptions, at any time and without notice. This document supersedes and replaces all information supplied prior to the publication hereof.

---

## 5. Contents

---

1. Package summary.....	1
2. Package outline.....	2
3. Soldering.....	3
4. Legal information.....	5

---

© NXP Semiconductors N.V. 2016. All rights reserved

For more information, please visit: <http://www.nxp.com>

For sales office addresses, please send an email to: [salesaddresses@nxp.com](mailto:salesaddresses@nxp.com)

Date of release: 8 February 2016

---